







15 FLOWERS COLORING ACTIVITY FOR KIDS




HELLO
FLOWERS





www.cuterascals.com



This book belongs to




hello
Flowers



Name _____






Name _____




www.cuterascals.com



Name _____




www.cuterascals.com



Name _____




www.cuterascals.com



Name _____




www.cuterascals.com



Name _____




www.cuterascals.com



Name _____






Name _____




www.cuterascals.com



Name _____




www.cuterascals.com



Name _____




www.cuterascals.com




Name _____





Name _____






Name _____





www.cuterascals.com



Name _____




www.cuterascals.com



Name _____





Name _____



15 FLOWERS COLORING ACTIVITY FOR KIDS

*Hello
Flowers*

The text "Hello Flowers" is written in a white, cursive font with a pink outline. The word "Hello" is on the top line and "Flowers" is on the bottom line. There are several small, blue-outlined flowers scattered around the text: two on the left side of "Hello", and three on the right side of "Flowers".